


PCB terminal block - ZFKDSA 1-W-3,81- 7 - 1747931

Please be informed that the data shown in this PDF Document is generated from our Online Catalog. Please find the complete data in the user's documentation. Our General Terms of Use for Downloads are valid (<http://phoenixcontact.com/download>)

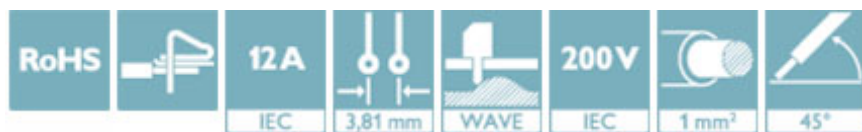


PCB terminal block, Nominal current: 12 A, Nom. voltage: 200 V, Pitch: 3.81 mm, Number of positions: 7, Connection method: Spring-cage connection, Mounting: Wave soldering, Conductor/PCB connection direction: 45 °, Color: green


The illustration shows the 10-position version

Why buy this product

- ✓ Defined contact force ensures that contact remains stable over the long term
- ✓ Can be operated without tools by means of color-coded actuating lever
- ✓ Angled connection enables multi-row arrangement on the PCB
- ✓ The latching on the side enables various numbers of positions to be combined
- ✓ Two solder pins reduce the mechanical strain on the soldering spots



Key Commercial Data

Packing unit	50 STK
GTIN	 4 046356 299916
GTIN	4046356299916

Technical data

Dimensions

Length	17.5 mm
Pitch	3.81 mm
Dimension a	22.86 mm
Width	26.67 mm
Constructional height	16 mm
Height	19.5 mm
Solder pin [P]	3.5 mm
Pin dimensions	0,7 x 1 mm
Hole diameter	1.2 mm

General

PCB terminal block - ZFKDSA 1-W-3,81- 7 - 1747931

Technical data

General

Range of articles	ZFKDS(A) 1-W
Rated surge voltage (III/3)	2.5 kV
Rated surge voltage (III/2)	2.5 kV
Rated surge voltage (II/2)	2.5 kV
Rated voltage (III/3)	160 V
Rated voltage (III/2)	200 V
Rated voltage (II/2)	400 V
Connection in acc. with standard	EN-VDE
Nominal current I_N	12 A
Nominal cross section	1 mm ²
Solder pin surface	Sn
Stripping length	7.5 mm
Number of positions	7

Connection data

Conductor cross section AWG min.	26
Conductor cross section AWG max.	16
2 conductors with same cross section, stranded min.	0.14 mm ²
2 conductors with same cross section, stranded max.	0.5 mm ²

Standards and Regulations

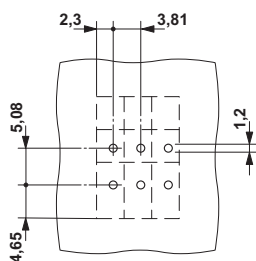
Connection in acc. with standard	EN-VDE
	CUL

Environmental Product Compliance

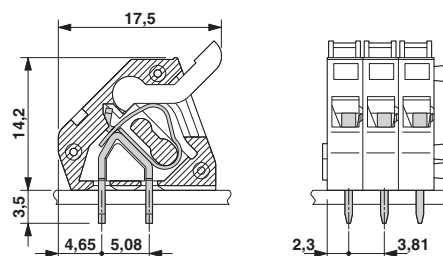
China RoHS	Environmentally friendly use period: unlimited = EFUP-e
	No hazardous substances above threshold values

Drawings

Drilling diagram



Dimensional drawing



Approvals

Approvals

PCB terminal block - ZFKDSA 1-W-3,81- 7 - 1747931


Approvals


Approvals

UL Recognized / cUL Recognized / EAC / cULus Recognized

Ex Approvals

Approval details

UL Recognized		http://database.ul.com/cgi-bin/XYV/template/LISEXT/1FRAME/index.htm	FILE E 60425
	B	D	
mm ² /AWG/kcmil	26-12	26-12	
Nominal current I _N	10 A	10 A	
Nominal voltage U _N	250 V	300 V	

cUL Recognized		http://database.ul.com/cgi-bin/XYV/template/LISEXT/1FRAME/index.htm	FILE E 60425
	B	D	
mm ² /AWG/kcmil	26-12	26-12	
Nominal current I _N	10 A	10 A	
Nominal voltage U _N	250 V	300 V	

EAC		B.01742
-----	---	---------

cULus Recognized		http://database.ul.com/cgi-bin/XYV/template/LISEXT/1FRAME/index.htm
------------------	---	---