

**UNCONTROLLED DOCUMENT**

# 29F0303-0T0-10

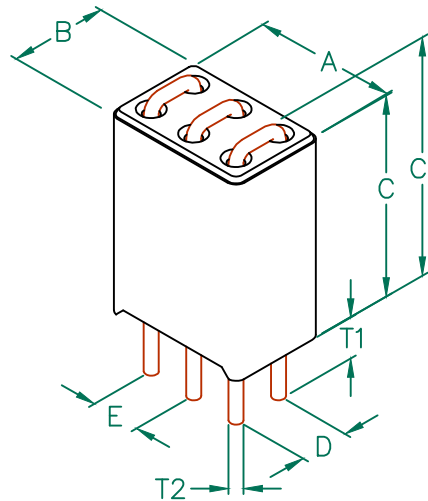


PHYSICAL DIMENSIONS:

A	7.62	[.300]	+ 0.13	[.005]
B	5.08	[.200]	+ 0.08	[.003]
C	10.44	[.411]	+ 0.20	[.008]
C1	11.43	[.450]	MAX	
D	2.54	[.100]	+ 0.13	[.005]
E	2.54	[.100]	+ 0.13	[.005]

WIRE DIMENSIONS:

T1	3.18	[.125]	TYP
T2	0.64	[.025]	REF

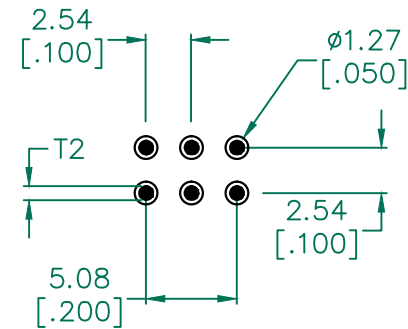


ELECTRICAL CHARACTERISTICS:			
Z @ 100MHz (Ω)	DCR (Ω)	Rated Current	Rated Voltage (VDC)
Nominal	266		
Minimum	200		
Maximum	333	0.01	8,000 mA
			290

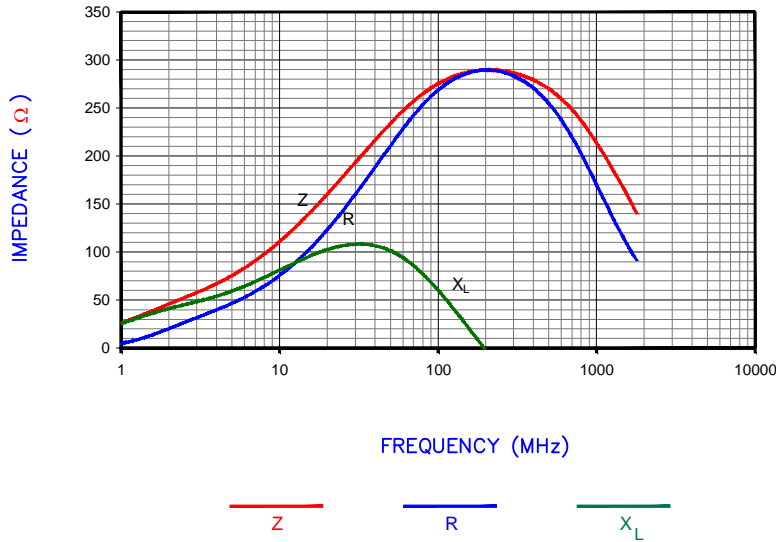
NOTES: UNLESS OTHERWISE SPECIFIED

1. BULK PACKED, 1260 per CASE.
2. COMPONENTS SHOULD BE ADEQUATELY PREHEATED BEFORE SOLDERING.
3. TERMINATION FINISH IS 100% TIN.
4. OPERATION TEMPERATURE (INCLUDING SELF-HEATING): -40 ~ +125°C.

HOLE PATTERN FOR THRU-HOLE INSERTION



|Z| , R, AND X vs. FREQUENCY



DIMENSIONS ARE IN mm [INCHES].				This print is the property of Laird Tech. and is loaned in confidence subject to return upon request and with the understanding that no copies shall be made without the written consent of Laird Tech. All rights to design or invention are reserved.	
D	ADD RATED VOLTAGE AND NOTE 4	08/30/12	QIU	PROJECT/PART NUMBER:	29F0303-0T0-10
C	ADD ROHS SYMBOL UPDATE COMPANY LOGO	09/20/08	JRK	REV	D
B	UPDATE COMPANY LOGO	04/24/07	JRK	PART TYPE:	ASSEMBLY
A	ORIGINAL DRAFT	04/28/04	JRK	DATE:	04/28/04
REV	DESCRIPTION	DATE	INT	SCALE:	NTS
				CAD #	29F0303-0T0-10-D-1
				TOOL #	H0303
				SHEET:	1 of 2

