

Termination resistor - SAC-5P-M12MS CAN TR 120 2/5 - 1401021


Please be informed that the data shown in this PDF Document is generated from our Online Catalog. Please find the complete data in the user's documentation. Our General Terms of Use for Downloads are valid (<http://download.phoenixcontact.com>)



Terminating resistor CANopen®/DeviceNet™ M12



Key commercial data

Packing unit	1 PCE
Minimum order quantity	100 PCE
GTIN	 4 046356 517928
Custom tariff number	85444290
Country of origin	GERMANY

Technical data

Ambient conditions

Degree of protection	IP65
	IP67
	IP68

General

Rated current at 40°C	4 A
Rated voltage	60 V
Number of positions	5
Coding	A - standard
Status display	No
Surge voltage category	II
Pollution degree	3
Insertion/withdrawal cycles	≥ 100

Termination resistor - SAC-5P-M12MS CAN TR 120 2/5 - 1401021

Technical data

Material

Inflammability class according to UL 94	HB
Contact material	CuSn
Contact surface material	Ni/Au
Contact carrier material	TPU GF
Material of grip body	TPU, hardly inflammable, self-extinguishing
Material, knurls	Zinc die-cast, nickel-plated

Classifications

eCl@ss

eCl@ss 4.0	27140815
eCl@ss 4.1	27140815
eCl@ss 5.0	27061801
eCl@ss 5.1	27061801
eCl@ss 6.0	27061801
eCl@ss 7.0	27061801
eCl@ss 8.0	27061801

ETIM

ETIM 2.0	EC001121
ETIM 3.0	EC001855
ETIM 4.0	EC000516
ETIM 5.0	EC000830

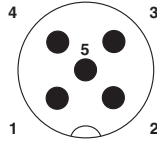
UNSPSC

UNSPSC 6.01	31251501
UNSPSC 7.0901	31251501
UNSPSC 11	31251501
UNSPSC 12.01	31251501
UNSPSC 13.2	31251501

Drawings

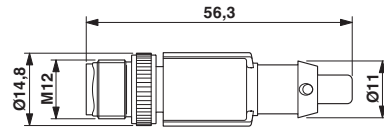
Termination resistor - SAC-5P-M12MS CAN TR 120 2/5 - 1401021

Schematic diagram



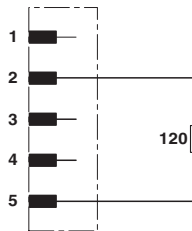
Pin assignment M12 male connector, 5-pos., A-coded, male side

Dimensioned drawing



M12 x 1 plug, straight

Circuit diagram



Internal wiring of connections