

TABLE 1	
DASH NO	DESCRIPTION
-1	NO CHAIN
-2	2.5 BRASS CHAIN
-3	2.5 NYLON CHAIN
-4	3.0 BRASS CHAIN
-5	3.0 NYLON CHAIN
-6	6.0 BRASS CHAIN
-7	6.0 NYLON CHAIN
-8	4.0 BRASS CHAIN
-9	4.0 NYLON CHAIN
-10	10.0 BRASS CHAIN
-11	10.0 NYLON CHAIN
-12	2.5 SST ROPE
-13	3.0 SST ROPE
-14	6.0 SST ROPE
-15	4.0 SST ROPE
-16	7.0 SST ROPE
-17	4.5 SST ROPE
-18	12.0 SST ROPE
-19	18.0 SST ROPE

TABLE 2					
DASH NO	ØA	ØB	C DIM	D DIM	
-D2	.630	.750	1.066	.450	
-D3	.505	.625	.941	.388	
-D4	.439	.562	.878	.355	
-D5	.380	.500	.816	.325	
-D6	.317	.437	.753	.295	
-D7	.281	.406	.722	.278	
-D8	.610	.750	1.066	.450	
-D9	.567	.687	1.003	.419	
-D10	.192	.312	.628	.231	
-DD8	.330	.450	.766	.300	

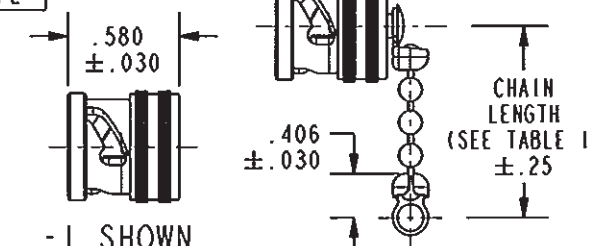
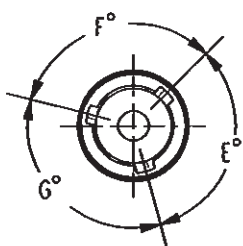
DATA CONTAINED IN THIS DOCUMENT IS PROPRIETARY TO TROMPETER ELECTRONICS INC. AND SHALL NOT BE DISCLOSED, COPIED OR USED FOR PROCUREMENT OR MANUFACTURE WITHOUT EXPRESS WRITTEN PERMISSION.

REVISIONS

REV	DESCRIPTIONS	DATE	APPROVED
U	REVISED PER ECO # 16769	10/14/08	(Signature)

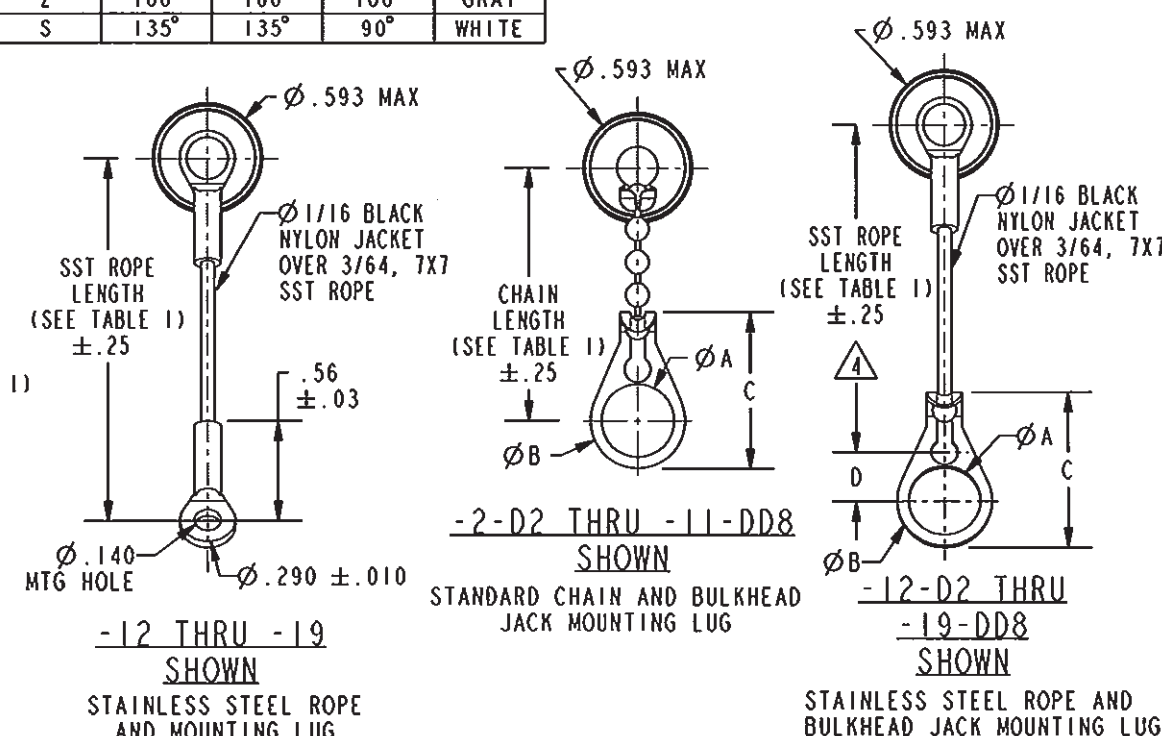
TABLE 3				
KEYING LETTER	E DEGREES	F DEGREES	G DEGREES	COLOR BAND
NONE	120°	120°	120°	NONE
T	100°	150°	110°	RED
U	120°	130°	110°	ORANGE
V	115°	130°	115°	YELLOW
W	125°	110°	125°	GREEN
X	130°	100°	130°	BLUE
Y	110°	140°	110°	VIOLET
Z	100°	160°	100°	GRAY
S	135°	135°	90°	WHITE

TABLE 4	
MODEL NUMBER	
RF175	3-LUG
RF175FL	4-LUG



-1 SHOWN  
NO CHAIN/ROPE OR MOUNTING LUG

-2 THRU -11 SHOWN  
STANDARD CHAIN AND MOUNTING LUG

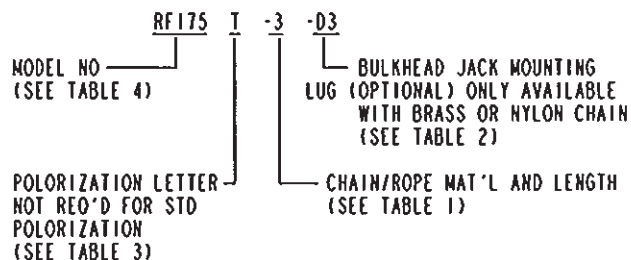


-12 THRU -19 SHOWN  
STAINLESS STEEL ROPE AND MOUNTING LUG

-2-D2 THRU -11-DD8 SHOWN  
STANDARD CHAIN AND BULKHEAD JACK MOUNTING LUG

-12-D2 THRU -19-DD8 SHOWN  
STAINLESS STEEL ROPE AND BULKHEAD JACK MOUNTING LUG

3. EXAMPLE OF COMPLETE MODEL NUMBER:



2. FINISH: TFS-1A (NICKEL)

1. 3 AND 4 LUG BNC/TRB DUST CAP WITH CHAIN/ROPE OR MOUNTING LUG OPTIONS

**RED INDICATES ORIGINAL**

NOTE THAT LENGTH FOR SST ROPE WITH MOUNTING LUG OPTION IS NOT MEASURED TO CENTER OF BULKHEAD MOUNTING LUG

NOTES: UNLESS OTHERWISE SPECIFIED.

INTERPRET DRAWING PER MIL-STD-100. DIMENSIONS ARE IN INCHES AND INCLUDE FINISH THICKNESS UNLESS OTHERWISE SPECIFIED.

TOL: UNLESS SPECIFIED.  
.XX ± .02  
.XXX ± .010  
ANGLE ± 1°

DESIGNED BY J. CARPENTER	DATE 09-12-08	MATERIAL:	TITLE:
CHECKED BY M.J.	DATE 10-17-08	FINISH:	RF175/RF175FL T/U/V/W/X/Y/Z/S
APPROVED BY (Signature)	DATE 10-13-08	SIZE	CAGE CODE
PROJECT FILE NO. 305-0001	DO NOT SCALE DWG	A	14949
NEXT ASSY	SCALE	DRAWING NO.	REV.
	2/1	305-0001	U
	DATE	SHEET	IC
	10-4-67		