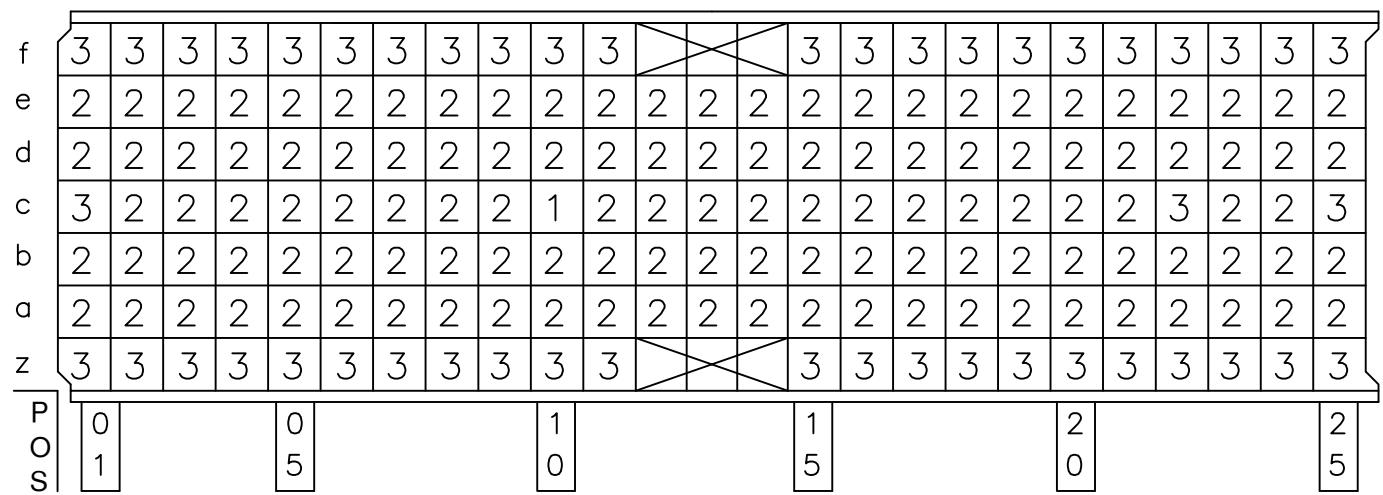
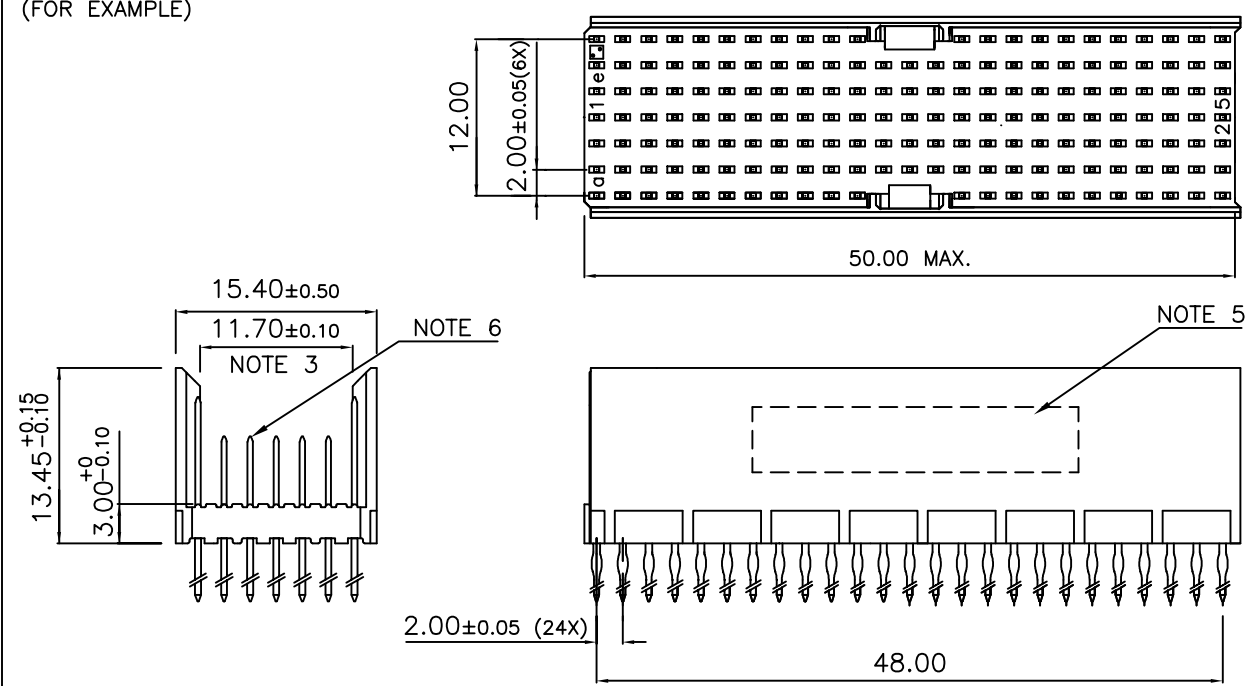


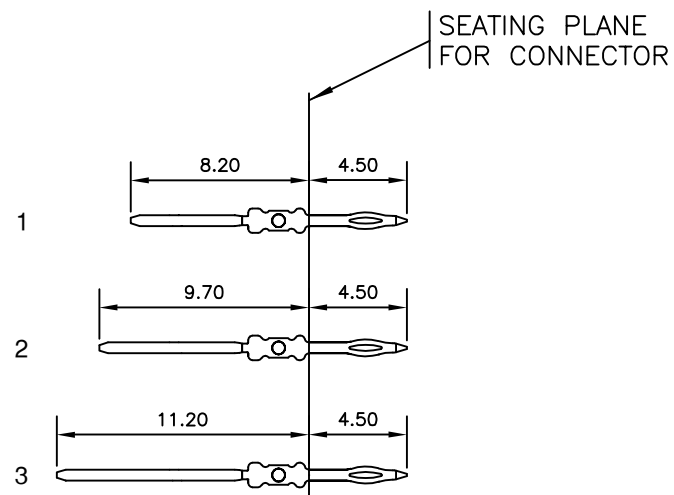
LOADING PATTERN MATING SIDE



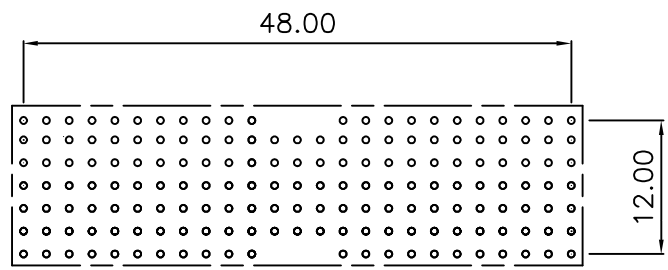
LOADED CONNECTOR ASSEMBLY (FOR EXAMPLE)



CONTACT OVERVIEW



LAY-OUT P.C.B.-HOLE



HM2P65PCW231 **LEAD FREE INDICATOR : LF = LEAD FREE (DIGIT 15 & 16)**  
**PLATING CODE (DIGIT 13 AND 14)**  
 (REF DRW NO. BS,C , 201844 , 003)

NOTES

1. THIS PRODUCT IS CSA APPROVED.
  2. THIS PRODUCT IS UL RECOGNIZED.
  3. MEASURED AT THE BOTTOM.
  4. MATERIAL CONTACT: PHOSPHORBRONZE  
HOUSING: CREAM WHITE GLASS FILLED POLYESTER UL-94V0
  5. CONNECTOR PRINTED WITH P/N AND DATE CODE.
  6. FOR ACTUAL CONTACT LOADINGS, SEE LOADING PATTERN MATING SIDE.
  7. SHAPE OF CONNECTOR HOUSING CAN ALTER DEPENDING ON PRODUCTION LOCATION
  8. THE PRODUCT (LF) MEETS EUROPEAN UNION DIRECTIVES AND OTHER COUNTRY REGULATIONS AS DESCRIBED IN GS-22-008
  9. FOR RECOMMENDED PTH DIMENSIONS REFER DRAWING : BS, A , 201572 , 001
- CATALOG NO: HM2P65PCW231----

mat'l. code SEE NOTE 4			surface ISO 1302 <input checked="" type="checkbox"/>		tolerance ISO 406 ISO 1101		projection 		product family MILLIPACS			
litr			ecn no		dr		date		tolerances unless otherwise specified		title	
A			I03-0034		MKV		21/07/2003		angles		linear	
B			I05-0182		MINI		03/10/2005		linear		.0±0.2	
C			I06-0077		MINI		22/06/2006		linear		.00±0.1	
									0°±1°		.000±.00X	
									dr		MINI K VANDANATH 21/07/2003	
									enr		BIJU K PAUL 21/07/2003	
									chr		BIJU K PAUL 22/06/2006	
									appd		BIJU K PAUL 22/06/2006	
sheet index			revision sheet		C		1		scale		MM	
									scale		-	
									dwg no		sheet 1 of 1 size 5	
									type		Product Customer Drawing	



Copyright FCI