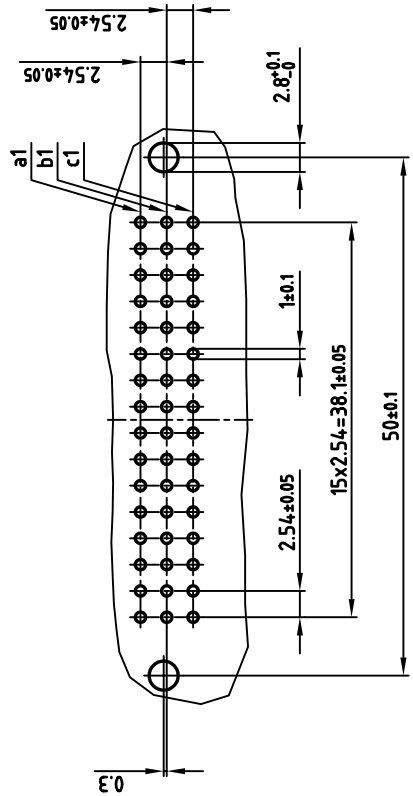
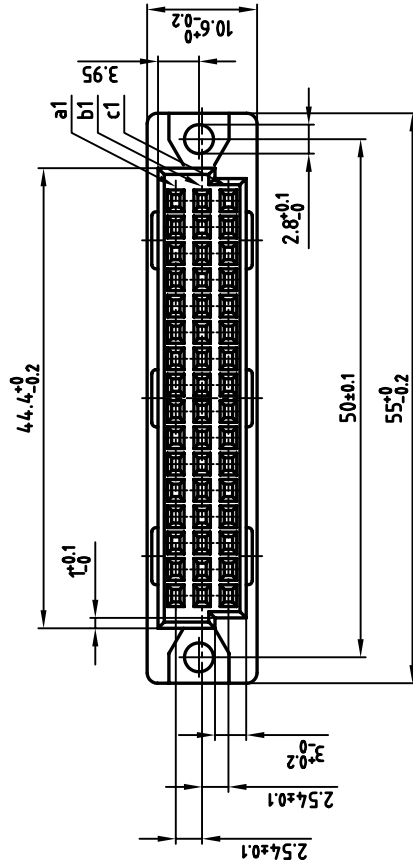
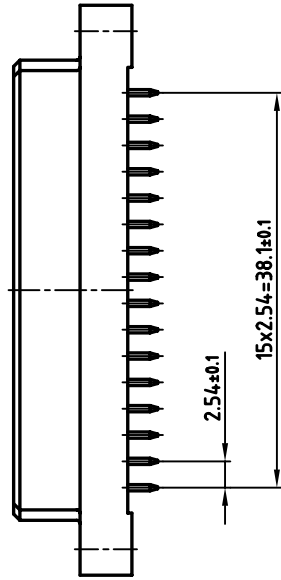
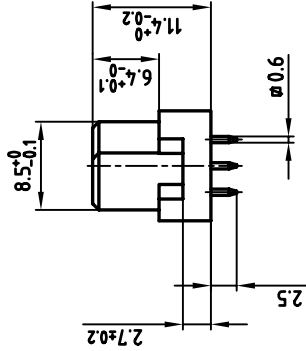


used for: DIN EN 60603 TYPE "C 1/2"



P.C.B.- Hole pattern

NOTES:

1. INSULATORS: PBT GF UL 94 V-0, GREY
2. CONTACTS: COPPER ALLOY
3. PLATING: min. 8µ" HARD GOLD OVER min. 50µ" NICKEL



tolerance		scale: 2:1	
material:		SEE NOTES	
2001	date	name	title:
drawn	30.08.	Pareil	FEMALE CONNECTOR TYPE "C 1/2"
appd.	30.08.	E. Mickenbecker	4,8pos.
norm	DIN EN 60603		SOLDER PIN 2.5mm
re-old			AutoCAD 2000
			DIN-A
			3
			sh: 1/1
rev. description		date	
name		name	

THIS DRAWING MAY NOT BE COPIED OR REPRODUCED IN ANY WAY, AND MAY NOT BE PASSED ON TO A THIRD PARTY WITHOUT WRITTEN PERMISSION. OWNERSHIP AND COPYRIGHT OF CONEC GMBH DO NOT ALTER CAD DRAWING BY HAND



dwg no: 12K1A165A
part no: 122A10669X