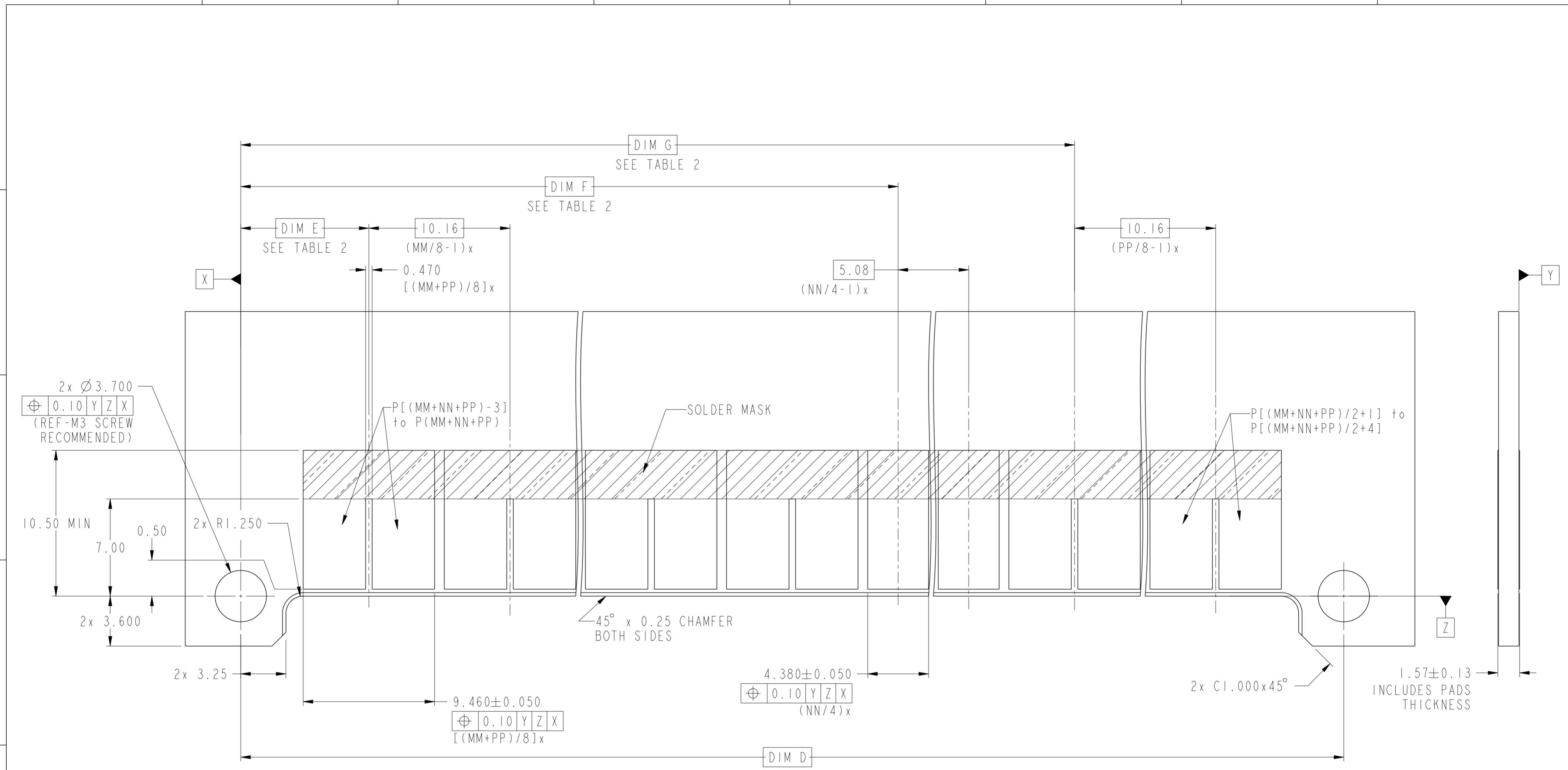


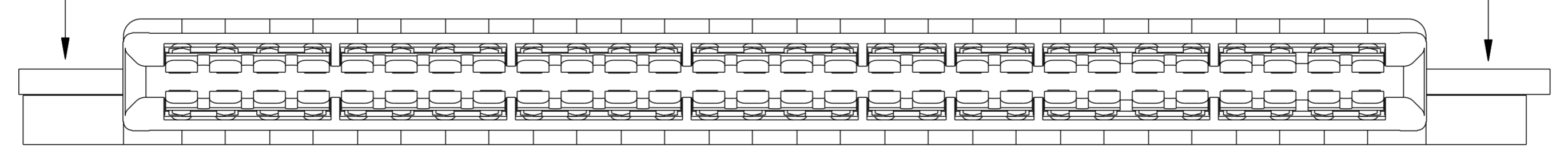
SECTION C-C  
SCALE 8:1

REV	ECN NO.	DR	DATE
A	---	JW	2013-06-24

spec ref	-	dr	Julia Wang	2013/06/25	projection	MM	size	A2	scale	4:1
tolerance std	ASME Y14.5	eng	Julia Wang	2013/06/28		CARD EDGE	rel level	Released	cat. no.	-
TOLERANCES UNLESS OTHERWISE SPECIFIED		chr	Eleven Hu	2013/06/28						
surface	✓	appr	Pai-Ming Zheng	2013/06/28	product family	STRADDLE MT P CONFIG	10125136	rev	A	
ASME Y14.5	angular	0°	±°	www.fci.com	Product - Customer Drw	sheet 1 of 4				

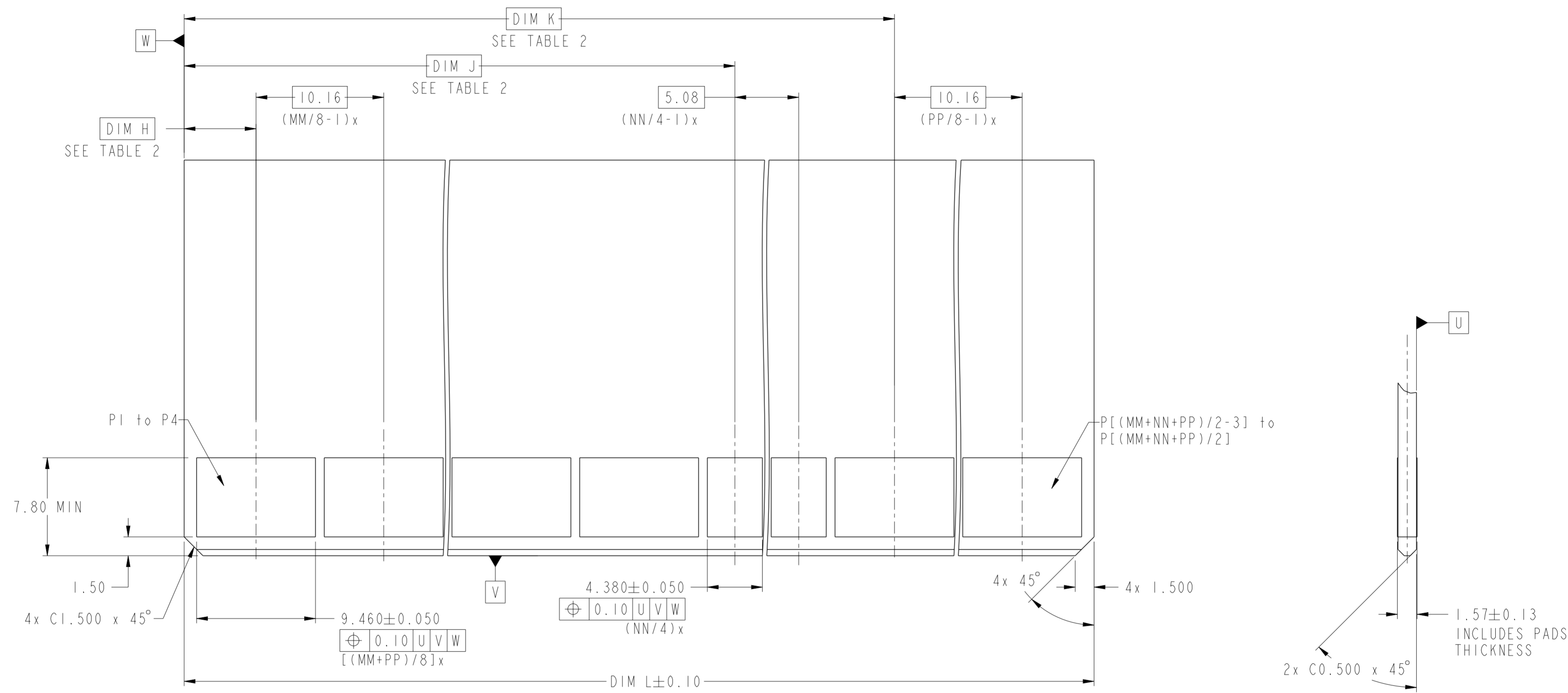


**RECOMMENDED HOST BOARD LAYOUT  
AS VIEWED**



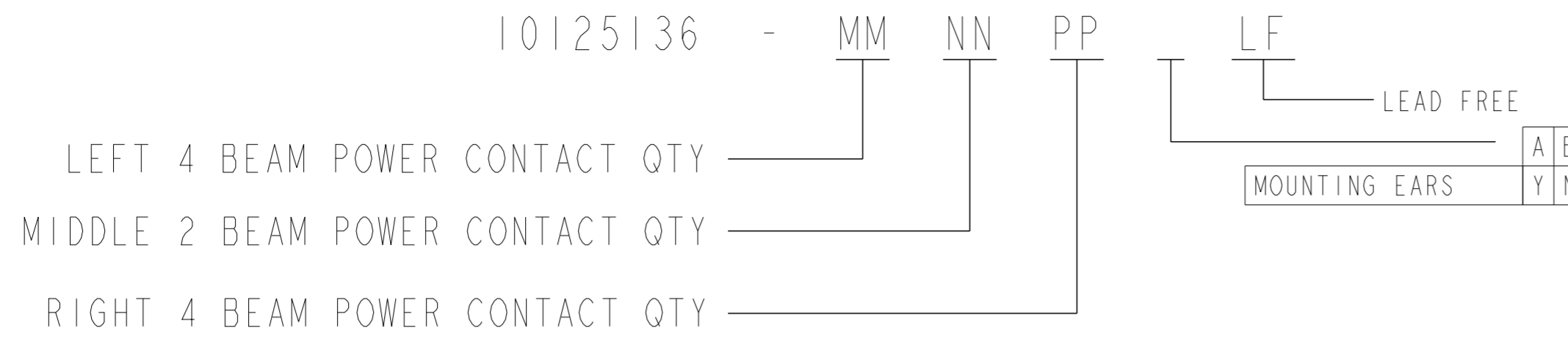
Copyright FCI.  
FCI

dr	Julia Wang	2013/06/25	projection	MM	size	A2	scale	4:1
eng	Julia Wang	2013/06/28			ecn no	-	rel level	Released
chr	Eleven Hu	2013/06/28						
appr	Pei-Ming Zheng	2013/06/28	product family	CARD EDGE	rel level	Released		
		<b>STRADDLE MT P CONFIG</b> HIGH POWER CARD EDGE - UNIVERSAL			dwg no 10125136	rev A		
www.fci.com		cat. no.	Product - Customer Drw			sheet 2 of 4		



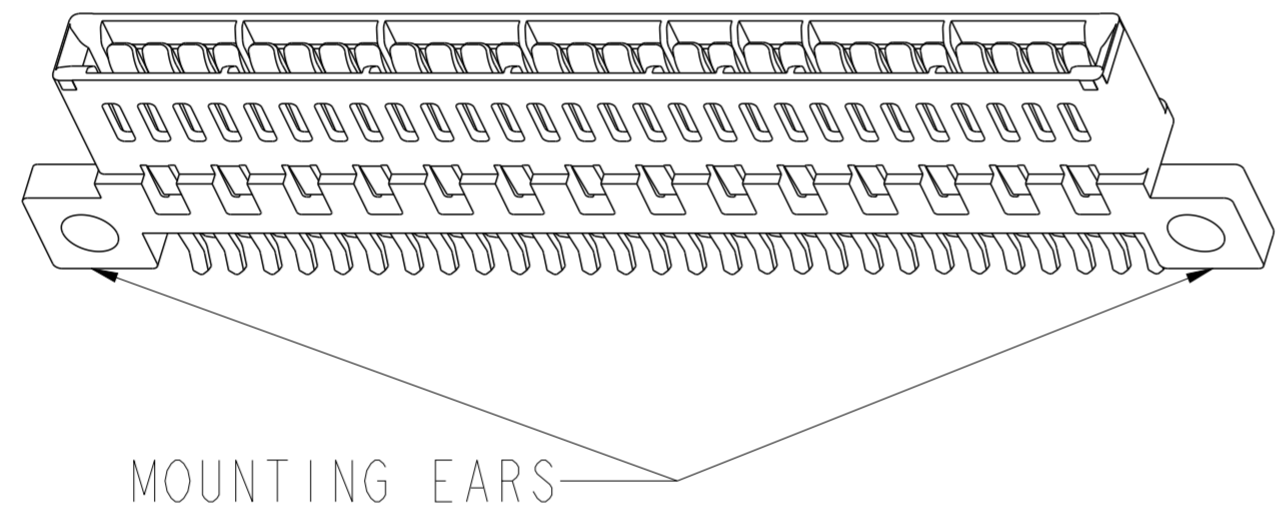
### RECOMMENDED MATING BOARD FOOTPRINT

dr	Julia Wang	2013/06/25	projection	MM	size	A2	scale	4:1
eng	Julia Wang	2013/06/28			ecn no.	-	rel level	Released
chr	Eleven Hu	2013/06/28			product family	CARD EDGE		
appr	Pei-Ming Zheng	2013/06/28			cat. no.	-	Product - Customer Drw	sheet 3 of 4
<b>FCI</b> www.fci.com			title STRADDLE MT P CONFIG HIGH POWER CARD EDGE - UNIVERSAL		dwg no. 10125136	rev A		



CONFIGURATION:  
 I: 4 BEAM (NN = 00 AND PP = 00);  
 II: 2 BEAM (MM = 00 AND PP = 00);  
 III: 4 BEAM + 2 BEAM (PP = 00);  
 IV: 2 BEAM + 4 BEAM (MM = 00);  
 V: 4 BEAM + 2 BEAM + 4 BEAM.

TABLE 1: PART NUMBER CODE FOR STD HPCE MT P CONFIG



DIM	TABLE 2. LENGTH FORMULAS	
DIM A ⑧	$(MM + NN + PP) / 2 \times 2.54 + 15.78$	
DIM B	DIM A - 14.20	
DIM C	DIM A - 11.54	
DIM D	DIM A - 7.50	
DIM E	CONFIG. I	9.22
	CONFIG. II	-
	CONFIG. III	9.22
	CONFIG. IV	-
	CONFIG. V	9.22
DIM F	CONFIG. I	-
	CONFIG. II	6.68
	CONFIG. III	$(MM / 8 - 1) \times 10.16 + 16.84$
	CONFIG. IV	6.68
	CONFIG. V	$(MM / 8 - 1) \times 10.16 + 16.84$
DIM G	CONFIG. I	-
	CONFIG. II	-
	CONFIG. III	-
	CONFIG. IV	$(NN / 4 - 1) \times 5.08 + 14.30$
	CONFIG. V	$(MM / 8 - 1) \times 10.16 + (NN / 4 - 1) \times 5.08 + 24.46$
DIM H	CONFIG. I	5.72
	CONFIG. II	-
	CONFIG. III	5.72
	CONFIG. IV	-
	CONFIG. V	5.72
DIM J	CONFIG. I	-
	CONFIG. II	3.18
	CONFIG. III	$(MM / 8 - 1) \times 10.16 + 13.34$
	CONFIG. IV	3.18
	CONFIG. V	$(MM / 8 - 1) \times 10.16 + 13.34$
DIM K	CONFIG. I	-
	CONFIG. II	-
	CONFIG. III	-
	CONFIG. IV	$(NN / 4 - 1) \times 5.08 + 10.80$
	CONFIG. V	$(MM / 8 - 1) \times 10.16 + (NN / 4 - 1) \times 5.08 + 20.96$
DIM L	DIM A - 14.50	

NOTES:

- CONNECTOR MATERIALS:  
 HOUSING: HIGH TEMPERATURE THERMAL PLASTIC, BLACK  
 UL 94V-0 COMPLIANT  
 CONTACTS: HIGH PERFORMANCE COPPER ALLOY.
- CONTACT FINISH REF. GS-12-604 SECTION 5.2.
- PRODUCT SPECIFICATION: GS-12-604.
- APPLICATION SPECIFICATION: GS-20-128.
- PRODUCT MARKING (FCI - PART NUMBER & DATE CODE) ON HOUSING IN AREA SHOWN.
- PACKAGING MEETS FCI SPECIFICATION GS-14-937.
- HOUSING COMPONENT WILL WITHSTAND EXPOSURE TO 260°C PEAK TEMPERATURE FOR 60 SECONDS IN A CONVECTION, INFRA-RED, OR VAPOR PHASE REFLOW OVEN.
- MAXIMUM OVERALL LENGTH IS 100mm.

Copyright FCI.

dr	Julia Wang	2013/06/25	projection	MM	size	A2	scale	4:1
eng	Julia Wang	2013/06/28			ecn no	-	rel level	Released
chr	Eleven Hu	2013/06/28						
appr	Pei-Ming Zheng	2013/06/28	product family	CARD EDGE	cat. no.	-	Product - Customer Drw	sheet 4 of 4
		TITLE STRADDLE MT P CONFIG HIGH POWER CARD EDGE - UNIVERSAL			dwg no 10125136	rev A		